



## Installation Manual Double DIN Kit


Opel Agila 05/2000->  
Opel Astra G 2001->  
Opel Corsa 09/2000->

Opel Corsa Sport 2001->  
Opel Meriva  
Opel Vivaro 01/2002->

Opel Omega B 07/2000->  
Opel Tigra  
Renault Trafic II 2001->

colour	standard	Rubber-Touch
black	381230-01	391230-01
dark silver	381230-02	391230-02
anthracite	381230-03	391230-03


Compatible with double DIN devices



### Double DIN Kit contents

• (1) Metal Frame • (2) Installation Kit • (3) Facia Plate • (4) Trim Frame

## Installation Manual Double DIN Kit




1. Radio release keys are required for OEM radio removal




2. Put the radio release keys in the holes (see arrows) of the OEM radio

remove the OEM radio by pulling it towards your direction



Mount the metal brackets with the double DIN head unit



*The position of the copper coloured holder can be adjusted to your needs for perfect fit. (see sample)*



2. Push the metal frame into the facia place

Place the facia plate on the dashboard

Connect all required circuit points, place the Double DIN navigation

Place the trim frame