


• Fiat Punto Evo 2009->

Compatible with 1-DIN devices*

**not for Becker / Blaupunkt DX-R70 series*




(1) base plate
(2) fascia plate




1. Remove OEM head unit with radio release keys

Remove 2 screws (see photo)




3. Remove 2 screws



4. Remove 2 screws (see arrows)

Remove OEM base plate



5. Remove 4 screws.
Remove Switch panel from the OEM trim frame

Mount switch panel to supplied base plate



6. Connect all wires
Mount baseplate to dash board

Fix new head unit with base plate

Clip fascia plate onto base plate