



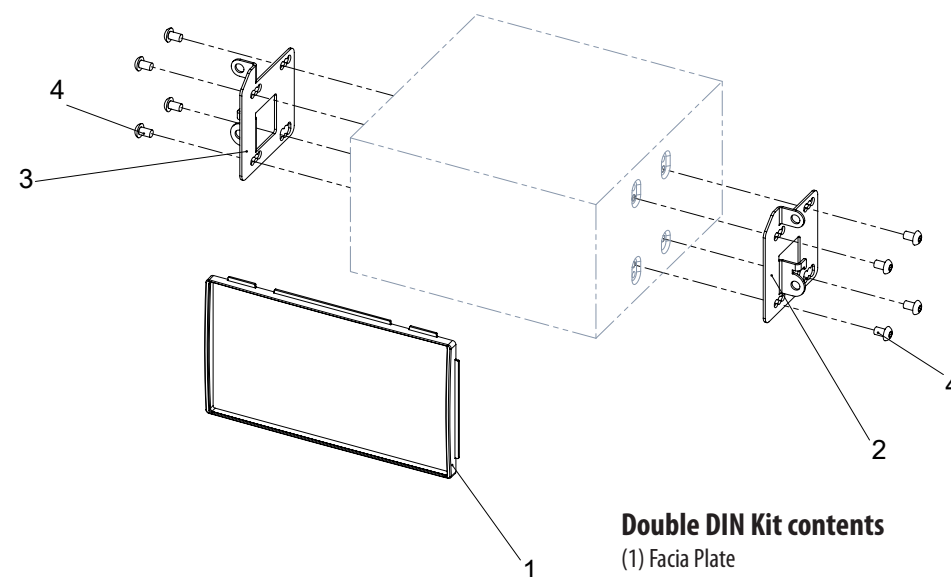
Installation Manual

colour / part-no.:
black: 381210-01

• Nissan Qashqai (J10) 12/2006->

Compatible with these double DIN devices


Double-DIN Navigation



Double DIN Kit contents

- (1) Facia Plate
- (2) Mounting Bracket Right
- (3) Mounting Bracket Left
- (4) Flat Headed Screw

Installation Manual Double DIN Kit Nissan Qashqai



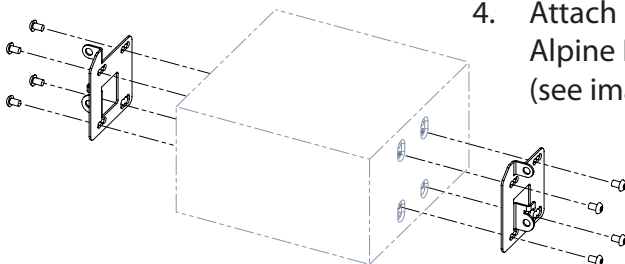
1. Unclip and remove panel



2. Remove OEM head unit



3. Place trim frame on OEM panel (from behind)



4. Attach mounting brackets to Alpine Double-DIN Navigation (see image below)



5. Place double DIN navigation, connect all required circuit points. fix it with OEM screws.

Place OEM panel to finish installation

*All installation work must be performed by a qualified professional installer only.
The manufacturer / dealer is not liable for any kind of incidental or indirect damages.*