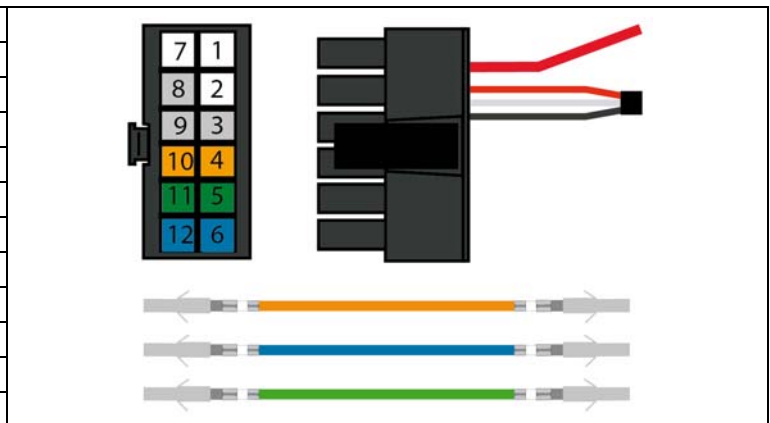


# Installationshinweis / Installation instructions

## Radioanschlusskabel / Universal Patchlead

### Pinbelegung / Pin configuration:

1	Nicht belegt / not connected	
2	Nicht belegt / not connected	
3	SWC ground	
4	Brücke / Link 1	
5	Brücke / Link 2	
6	Brücke / Link 3	
7	Nicht belegt / not connected	
8	SWC Analog 2	
9	SWC Analog 1	
10	Brücke / Link 1	
11	Brücke / Link 2	
12	Brücke / Link 3	



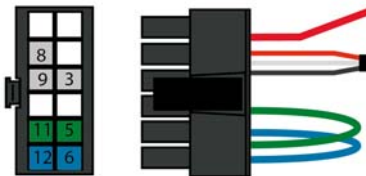
### Radiospezifische Belegung / Specific radio configuration:

Die Brücken für die Radioerkennung müssen folgendermaßen gesetzt werden / Set the links for the radio detection as shown below

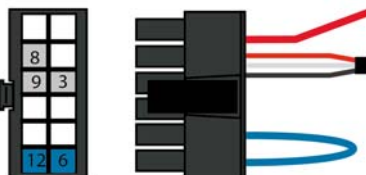
#### Alpine:



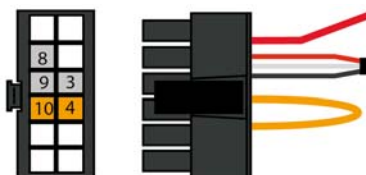
#### Clarion:



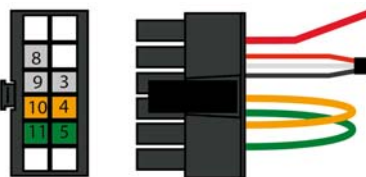
#### JVC:



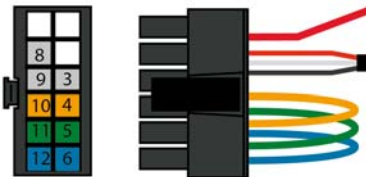
#### Kenwood:



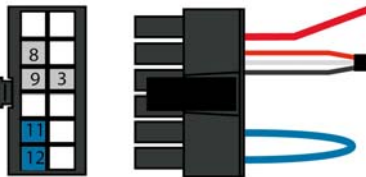
#### Panasonic:



#### Pioneer / Sony:

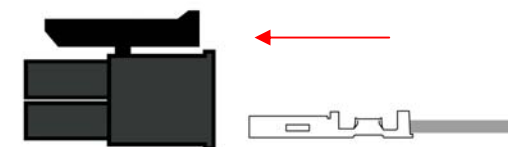


#### Zenec (Achtung, andere Brücke / Attention, other link):



#### Information:

Steckvorgang / Pin allocation

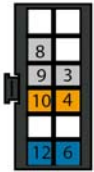


# Installationshinweis / Installation instructions

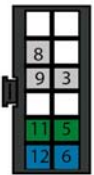
## Radioanschlusskabel / Universal Patchlead

### Steckverbindung zum Radio / Connection to the Radio:

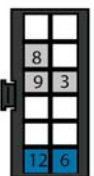
#### Alpine:



#### Clarion:



#### JVC:



ab / from  
2011



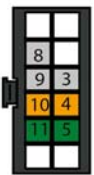
bis / to  
2010



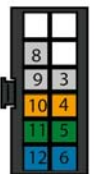
#### Kenwood:



#### Panasonic:



#### Pioneer / Sony:



#### Zenec:

