


# CAM-TY1-AD

## Toyota Camera Add On Interface



## INSTRUCTION MANUAL

## ABOUT THIS PRODUCT...

---

### CAM-TY1-AD


This product allows the addition of an aftermarket reverse camera to the OEM screen in a range of Toyota vehicles with Touch & Touch 2 head units.

#### Product Contents

1. Interface
2. Instruction

#### Application

TOYOTA 4 Runner, Auris  
Avenis, Camry, Corolla,  
Highlander, Hilux,  
Landcruiser, RAV4,  
Sequoia, Tacoma, Yaris



#### Prior to installation

Read the manual prior to installation. Technical knowledge is necessary for installation. The place of installation must be free of moisture and away from heat sources. Please ensure you use the correct tools to avoid damage to the vehicle or product.

**Connects2 can not be held responsible for the installation of this product.**

#### Technical Support

Connects2 want to provide a fast and suitable resolution should you encounter any technical issues. With this in mind, when contacting Connects2, try to provide as much information as possible. This will speed up the process and help us to help you.

**Please use our dedicated online technical support centre: [support.connects2.com](http://support.connects2.com)**



Subscribe to our YouTube Channel for installation guides and tips... [www.youtube.com/connects2](http://www.youtube.com/connects2)



**CAR CONNECTORS**



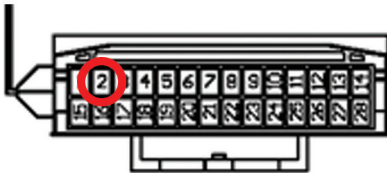
**RED - 12V INPUT**



**WHITE - 12V OUTPUT**



**PURPLE - REVERSE INPUT**



Reverse input position is pin 2 of the 28 way white connector on the back of the OEM head unit