




Designed and
Engineered
in the UK. 

CTHUP-FD01 CAN-Bus Integration for Ford



CAN-Connect is the leading CAN-Bus integration solutions for the automotive industry.



CAN-Connect ist die führende CAN-Bus-Integrationslösung für die Automobilindustrie.



CAN-Connect son las soluciones de integración CAN-Bus líderes en la industria del automóvil.



CAN-Connect est le leader des solutions d'intégration Can-bus de l'industrie automobile.



CAN-Connect è la principale soluzione di integrazione CAN-BUS nel settore automobilistico.

Technical Support?

for technical support please use our
dedicated system support.connects2.com

Connects2.com



...connecting to the aftermarket

DISCLAIMER

The information provided in this document is subject to change without notice due to manufacturer changes and/or improvements to the product/s. This instruction manual is based on documented data and research. The manufacturer of this product cannot be held responsible for any changes made to the vehicle by the manufacturer or damages that may occur through the installation of this product in accordance with the steps outlined herein.

Features

- Plug & play solution - head unit replacement made easy
- Supports Speed Pulse, Reverse, Park Brake, Illumination & 12V Ignition (where vehicle data allows)
- Dedicated OEM connectors to ISO connectors
- Perfect for installation of multimedia head units, reverse cameras & parking sensors

Wire Colours

Speed Pulse	Pink / Rosa / Rosado / Rose / Rosa
Reverse	Purple / Lila / Púrpura / Violet / Viola
Park Brake	Green / Grün / Verde / Vert / Verde
Illumination	Orange / Orange / Naranja / Orange / Arancia
Ignition 12V	Red / Rot / Rojo / Rouge / Rosso

Product Details

<u>Manufacturer</u>	<u>Model</u>	<u>Year(s)</u>	<u>Connector</u>
Ford	C-Max	2003 - 2010	Quadlock (Fakra)
Ford	Fiesta	2005 - 2008	Quadlock (Fakra)
Ford	Focus	2004 - 2011	Quadlock (Fakra)
Ford	Galaxy	2006 >	Quadlock (Fakra)
Ford	Kuga	2008 - 2012	Quadlock (Fakra)
Ford	Mondeo	2004 >	Quadlock (Fakra)
Ford	S-Max	2006 >	Quadlock (Fakra)
Ford	Transit	2006 - 2013	Quadlock (Fakra)

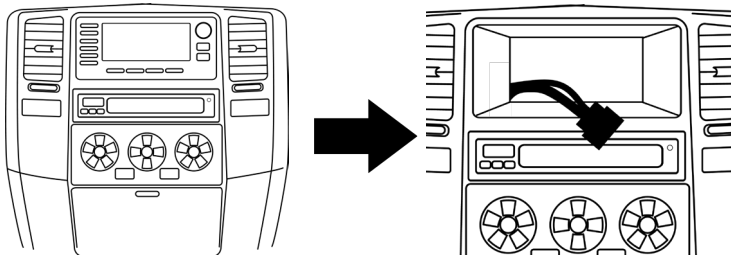
LED Status Indicator

Flashing Green:	Searching
Green:	Vehicle recognised
Red:	Vehicle not recognised
No LED:	Interface in sleep mode

Installation

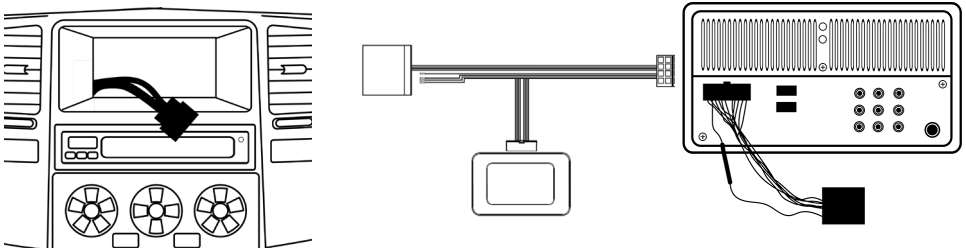
Step 1.

Remove OEM head unit following manufacturers instruction.



Step 2.

Connect vehicle specific connector to OEM harness. Connect ISO connector to aftermarket head unit.



*Connect required analogue flying wires to aftermarket head unit using colour table.

Step 3.

When connected appropriately and tested, re-assemble dashboard with aftermarket head unit.

