
SMARTWATCH

NORDVÄL SW103



English



NORDVÄL

A person is shown from the back, performing a yoga pose (Urdhva Dhanurasana) on a blue mat. They are wearing a black smartwatch on their left wrist. The background is a bright, indoor setting with a wooden floor and some decorative items.

NORDVÄL®

Your smart technology friends.

Copyright © 2021 TJM Supplies B.V. All rights reserved.
Nordväl® is the registered trademark of TJM Zwerink Holding B.V.

HELLO,

Thank you for purchasing the Nordväl SW103 smartwatch.
Let's get started!

TABLE OF CONTENTS

Declaration of Conformity	2
What's in the box	4
Get to know your smartwatch	4
App	5
Getting started with your smartwatch	5
Frequently asked questions	10
Specifications	12

DECLARATION OF CONFORMITY

Product information

For the following

Product: Smartwatch

Type: SW103



Declaration and applicable standards

TJM Supplies B.V. hereby declares that the type of smartwatch SW103 series conforms to:

Directive EMC 2014/53/EU, RoHS directive (2011/65/EU) and its amendment directive 2015/863/EU on the restriction of the use of certain hazardous substances in electronic equipment.

The full text of the EU declaration of conformity can be found at the following internet address: www.nordval.eu/declaration-of-conformity/

Importer

Company:	TJM Supplies B.V.
Address:	Zompstraat 8 8102 HX Raalte The Netherlands
Email:	info@tjmsupplies.nl
Phone number:	+31 85-0402973
Business license number:	72016981
VAT number:	NL858946439B01

Nordväl® is the registered trademark of TJM Zwerink Holding B.V.

Specifications are subject to change without notice.

Copyright © 2021 TJM Supplies B.V.

All rights reserved.

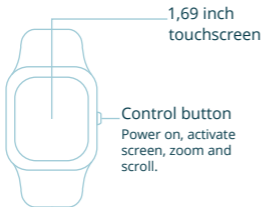
Manufactured in China

WHAT'S IN THE BOX

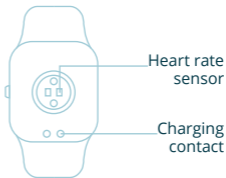
Please check the box for each of the following items before using your smartwatch:

- ▶ Nordvål SW103 smartwatch
- ▶ USB magnetic charger
- ▶ User guide

GET TO KNOW YOUR SMARTWATCH



Ā



Ā

APP

Android

Open the Google Play Store and search “Da Fit” to download and install the app. You can also scan the QR code down below for a direct download link.



iOS

Open the App Store and search “Da Fit” to download and install the app. You can also scan the QR code down below for a direct download link.



GET STARTED WITH YOUR SMARTWATCH

Power-on

Plug in the charger to charge the smartwatch prior to use, press the control button for 3 seconds.

Connect the smartwatch to your phone

Open the Da Fit app on your smartphone and follow the next steps:

1. Click on "Add Device" (image 1).

When using an Android smartphone, you can connect the smartwatch directly to your smartphone through the Bluetooth settings.

2. Click on your device named "SW103B" in the device list (image 2).

When using an iPhone, your phone will show a Bluetooth pairing request. You can click on Bluetooth "Pairing" to confirm the Bluetooth link (image 3).

3. You are now connected and ready to use your smartwatch.

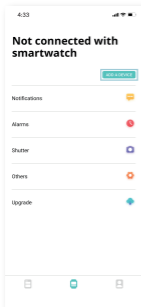


Image 1

A



Image 2

B

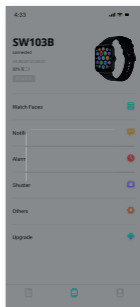



Image 3 (iOS)

Functions


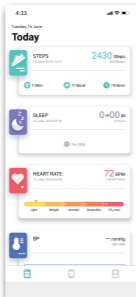
Turn on the smartwatch to open the main menu. Here you will find the following functions:

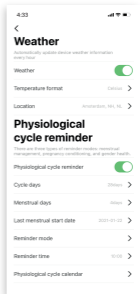
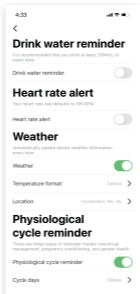
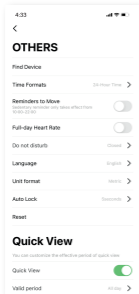
Smartwatch interface





App interface





FREQUENTLY ASKED QUESTIONS

My smartwatch disconnects after a while.

If the “Da fit” app is restricted to stay active in the background, the device may be disconnected from your phone and requires reconnecting. The app can be configured to stay active in the background by changing your phone’s settings in the “Da Fit” app.

I am not receiving push messages.

Allow the app to send push notifications in the app settings.

Is my smartwatch waterproof?

Yes. The smartwatch has an IP67 waterproof rating. This means it can be immersed in water up to 1m deep for 30 minutes.

Is there a quick screen wake-up activation for my smartwatch?

Yes. There is a smart wake-up activation by moving your wrist.

How can I remove my smartwatch in the app?

You can easily disconnect the device by clicking “remove device” in the app.

Note for iOS users: after removing the device from the app, go to the Bluetooth settings on your smartphone, click on “i” to forget the smartwatch from your smartphone.

How long is my smartwatch covered under warranty?

We provide a 24 month warranty on all our products after purchase (with some exceptions). Unfortunately, we cannot treat products that have become defective due to incorrect use, fall damage, water damage, etc.

Is your question not answered?

The frequently asked questions, solutions and tips are answered above. If your question is not listed, you can visit:
www.nordval.eu/sw103-faq/

SPECIFICATIONS

Product name	Nordvål SW103
Size / weight	44.4x36x10.2mm / 47g
Chip processor	GR5515
Flash memory	RAM 64KB, ROM 64MB
Touchscreen	1,69 inch touchscreen, 240x280 pixels
Bluetooth	5.1 Bluetooth Low Energy Chip
G-Sensor	Yes
Heartrate sensor	Tianyi Hexin HRS3300 (Built in)
Battery capacity	190 mAh, Lithium polymer battery
Battery duration	Use 5-7 days, standby for 25 days
Charging time / type	2.5 hours / magnetic charger
Waterproof rate	IP67
App compatibility	Android 4.4 or higher, iOS 8.0 or higher
App language	EN, NL, DE, FR, ES, ITA, PT, KR, RU, AR, ZH
User interface language	EN, NL, DE, FR, ES, RU, JA, AR, ZH

A person is shown from the back, performing a yoga pose (Cobra) on a blue mat. They are wearing a black smartwatch on their left wrist. The background is a bright, indoor setting with a wooden floor and some decorative items.

NORDVÄL®

Your smart technology friends.

Copyright © 2021 TJM Supplies B.V. All rights reserved.
Nordväl® is the registered trademark of TJM Zwerink Holding B.V.



NORDVÄL

Smart technology