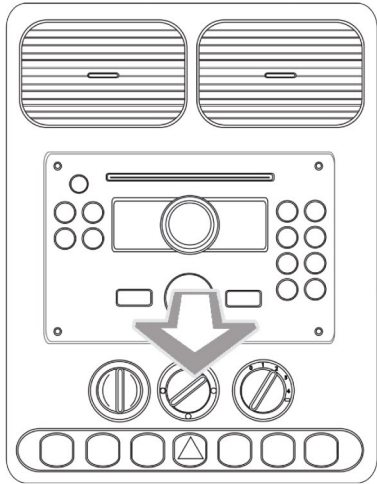


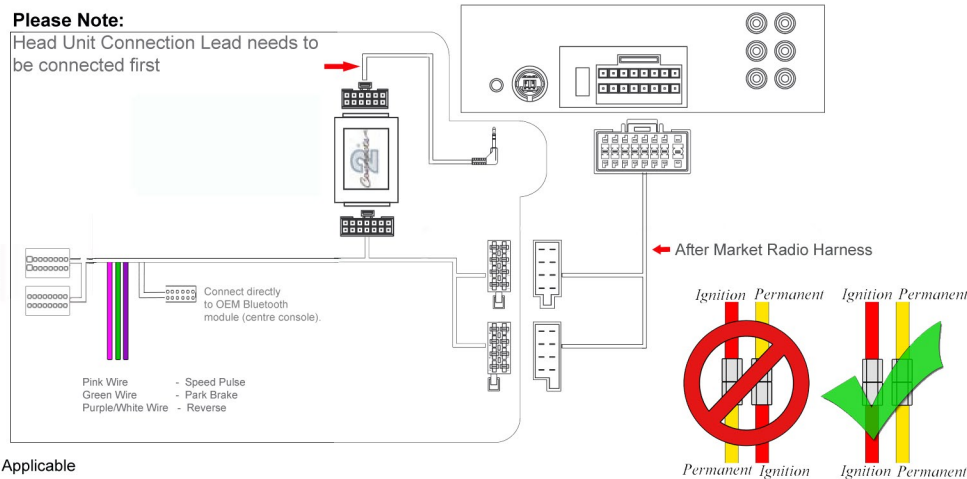
Installation Guide

Part No: CTSHO006.2 Honda Can-Bus Steering Wheel Control Interface

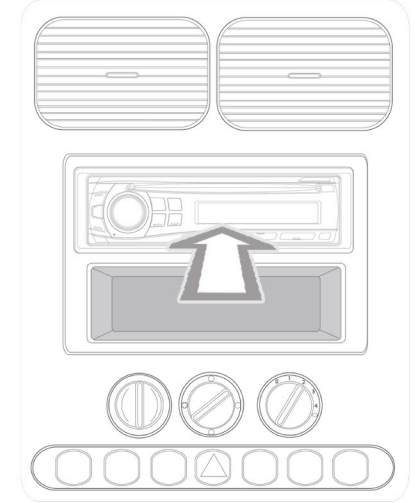


Please Note:

Head Unit Connection Lead needs to be connected first



*Where Applicable



Vehicle Compatibility:

- Civic 2012>
- Civic Tourer 2012>
- CR-V 2012>
- Fit 2014>

Phone button support
Allows time/date to be changed from the steering wheel controls

Steering Wheel Control Functions



* Note All Dates are guide lines only as specifications of vehicles change

User Guide

Steering wheel control Interface



Setting the Clock and Date

1. Press and hold 'MENU' to enter clock setting mode
2. Press CH + and CH - to toggle between hour, minute, date, month and year. The relevant character will flash when selected
3. To change the value, press Vol + and Vol -
4. Once the time and date has been set, press and hold 'MENU' to exit clock setting mode.

